

## NSW RFS RANK DECAL APPLICATION INSTRUCTIONS

RANKRFS OPS OFFICER 1++ KIT CONTENTS

1x 25mm Orange Band Set (3 stickers)

RANK / POSITION: OPERATIONAL OFFICER L1

### BEFORE GETTING STARTED

- Remove the Face Shield from the helmet.
- Use a soft cloth to clean the helmet shell from dirt and debris.



### 25MM BAND SET

THE 25MM BAND SET IS AVAILABLE IN DIFFERENT COLOURS DEPENDING ON YOUR RANK / POSITION. FOR THE PURPOSES OF THESE INSTRUCTIONS, GREEN BAND SET IS PICTURED.

BS1. The 25mm Band set is made up of 3 stickers, 2 short and 1 long.

BS2. Remove sticker "A" (as indicated in BS1).

BS3. Apply to the right side of the helmet, between the earmuff clip and the large black plug.

BS4. The sticker should be positioned in the middle, between the clip and plug where the helmet shell meets the brim.

BS5. Run your thumb over the sticker to press out bubbles and creases.

BS6. Remove sticker "B" (as indicated in BS1).

BS7. Apply to the left side of the helmet, between the earmuff clip and the large black plug.

BS8. The sticker should be positioned in the middle, between the clip and plug where the helmet shell meets the brim.

BS9. Run your thumb over the sticker to press out bubbles and creases.

BS10. Remove both rubber accessory retention straps by gripping the strap and pulling the plug out of the hole, place them to the side.

BS11. Remove sticker "C" (as indicated in BS1).





BS12. Fold the sticker in the middle with the adhesive facing outward and pinch to crease in the center.

BS13. Position the sticker just above the rivet in the rear of the helmet. The crease in the sticker should be centered in the middle of the center ridge.

BS14. Let the sticker go so it settles on the helmet.

BS15. From the center of the sticker out to the edge, use your thumb to fix to the helmet while pushing out air bubbles and creases.

BS16. Replace the rubber accessory retention straps by pushing the plugs into the holes.



Scan the QR code with your phone or type the address below into your browsers address bar to access detailed NSW RFS BR9 information.

Direct Link: <http://bit.ly/37nZK80>